


Can you help spot invasive non- native species?



Himalayan balsam appears in Spring & grows pink flowers early Summer. Grows in dense stands. Hollow stems.




Japanese knotweed has green, heart shaped leaves & red speckles on their stems. Plants can grow up to 3m tall.



Giant knotweed can reach up to 5m. It's stems are smooth, hollow and light green and resemble bamboo.




Giant hogweed is found exclusively by riversides & grows to up to 4m before flowering. Causes burns.



Floating pennywort has kidney shaped leaves up to 7cm & forms dense, interwoven matts.



American signal crayfish have large claws with a white/blueish patch on each claw at the top of the finger joint.



For more
information go to
[www.nonnative
species.org](http://www.nonnative-species.org)